A photograph of a woman smiling and holding an apple, overlaid with a semi-transparent purple filter. The background shows a gym setting with exercise equipment.

UK Weight Management & Obesity

Service Provider Statistics
July 2024

Rare:[group]

Creating Customer Wins

Weight Management and Obesity Market 2024

According to the latest government statistics, around 1 in 4 (26.2%) adults in the UK were obese in 2022-2023. The prevalence of obesity appears to be growing each year since 2016 and represents a major issue for the UK healthcare system.

Obesity is a complex and multi-faceted healthcare topic, and one that we have studied in depth here at Rare:. The public interest in Glucagon-like peptide-1 (GLP-1) receptor agonists has created a huge demand for services from healthcare providers, however an effective treatment plan is based on patients having access to a range of weight management services such as diet, exercise and psychological support.

In this report we wanted to understand the market penetration of weight management services amongst private providers, their firmographic profile and treatment repertoire. The data represents a snapshot in time in an ever changing market that sees more solutions coming into the UK, and providers offering weight management services.

If you would like to know more about our data sets, research capabilities or access to Rare: Monitor then please contact the team at hello@rare.consulting.

I hope you find this stats report useful.

Many thanks

Ben Pask

Founder Rare:

www.rare.consulting // www.raremonitor.com

Rare:[monitor]

About Rare:

We're Rare:, a data company that specialises in market intelligence and commercial optimisation for the private UK healthcare market.

Working with manufacturers, distributors and healthcare providers, we monitor activity of providers in the UK private market, helping our clients optimise their sales, marketing and commercial excellence operations.

We have decades of experience as a private healthcare consultancy, focusing on delivering accurate and quality data that solves problems for some of the largest and most innovative businesses in the world.

About Rare: Monitor

Rare: Monitor is a commercial excellence tool designed for regulators, manufacturers and providers. Our data set profiles over 86,000 UK healthcare providers on the treatments that they offer, the services they have, their financial turnover, key employees, local market size, social media pages, SEO and PPC performance, and local competition. It is available on subscription for a monthly fee.

About Rare: Monitor Stats Reports

Rare: Monitor stats reports offer a snapshot in time into the current position of the UK market, by sector, using the latest data. In this report we take a look at the the UK private weight management and obesity to understand how the landscape looks in July 2024.

These reports are free to download from our website and if you would like to understand what the data means for your business then please contact us at hello@rare.consulting.

About the data used in this research

Data we used for this analysis comes from Rare: Monitor, and it was accessed in July 2024.

Rare: Monitor: Data used as part of this research report

Provider Category	Number of entities in Rare: Monitor*
Any UK private healthcare providers, included regulated (CQC, HIS, RQIA, CIW) and non-regulated	70,050
Total number of Private provider locations offering weight management services that have been used in this research report*	11,147

**Please note we are reporting on those weight management service providers that have been fully processed in Rare: Monitor and have an active website as of 22nd July 2024. for the purpose of analysis we are focusing on those that offer private services.*

Each month Rare: Monitor automatically profiles the activities for every UK Health, Wellness and Beauty provider, as such data will change month-on-month.

Weight Management treatments covered for the purpose of this report are limited to the following: personal training, pharmacotherapy (including medicated weight management), gastric balloons, gastric bypass surgery, sleeve gastrectomy, adjustable gastric banding, genetic and biomarker-based treatments.

Further information on our data set can be found on www.raremonitor.com. Data accurate as of 22nd July 2024.

Please contact hello@rare.consulting for more information on this analysis.

Private Weight Management & Obesity 5 key stats

34% are located in areas of high household income

59% offer personal training support

65% of those offering treatment in weight management and obesity are micro businesses

90% are single site operators

42% offer pharmacotherapy

**Please note we are reporting on those weight management providers that have been fully processed in Rare: Monitor and have an active website as of 22nd July 2024. Please note that for the purposes of this analysis, we are excluding those that offer NHS services (solus).*

Weight Management treatments covered for the purpose of this report are limited to the following: personal training, pharmacotherapy (including medicated weight management), gastric balloons, gastric bypass surgery, sleeve gastrectomy, adjustable gastric banding, genetic and biomarker-based treatments.

UK PRIVATE WEIGHT MANAGEMENT MARKET

July 2024



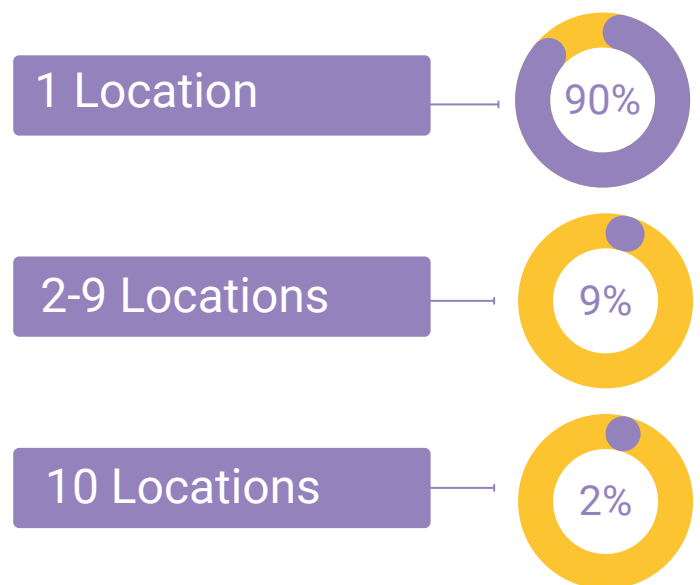
OF PRIVATE HEALTHCARE PROVIDERS OFFER WEIGHT MANAGEMENT SERVICES

Source: Rare Monitor. July 2024. Base: 70,050 UK healthcare providers.

PRIVATE HEALTHCARE PROVIDERS OFFERING WEIGHT MANAGEMENT SERVICES: NUMBER OF LOCATIONS



AVERAGE NUMBER OF CLINICAL LOCATIONS FOR EACH PROVIDER



Source: Rare Monitor. July 2024. Base: 3,946 unique providers that offer private weight management

MARKET CHARACTERISTICS



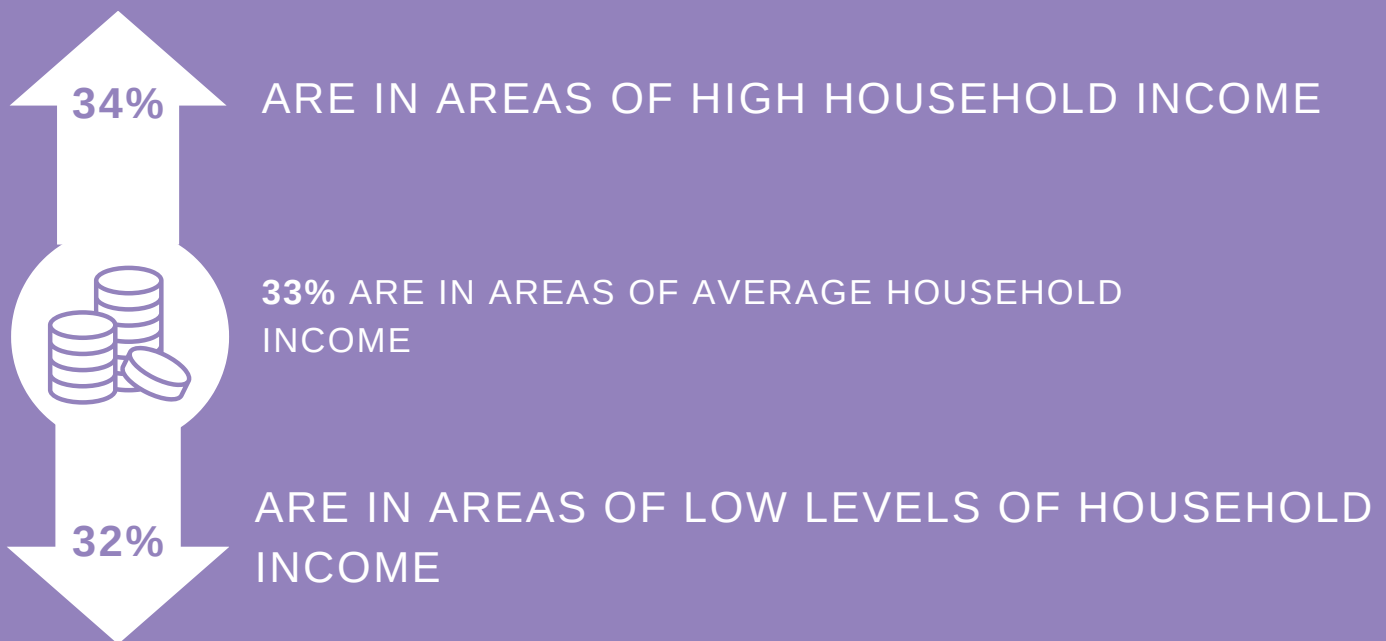
For every 1 NHS only provider...



...There are 13 private providers offering weight management treatment

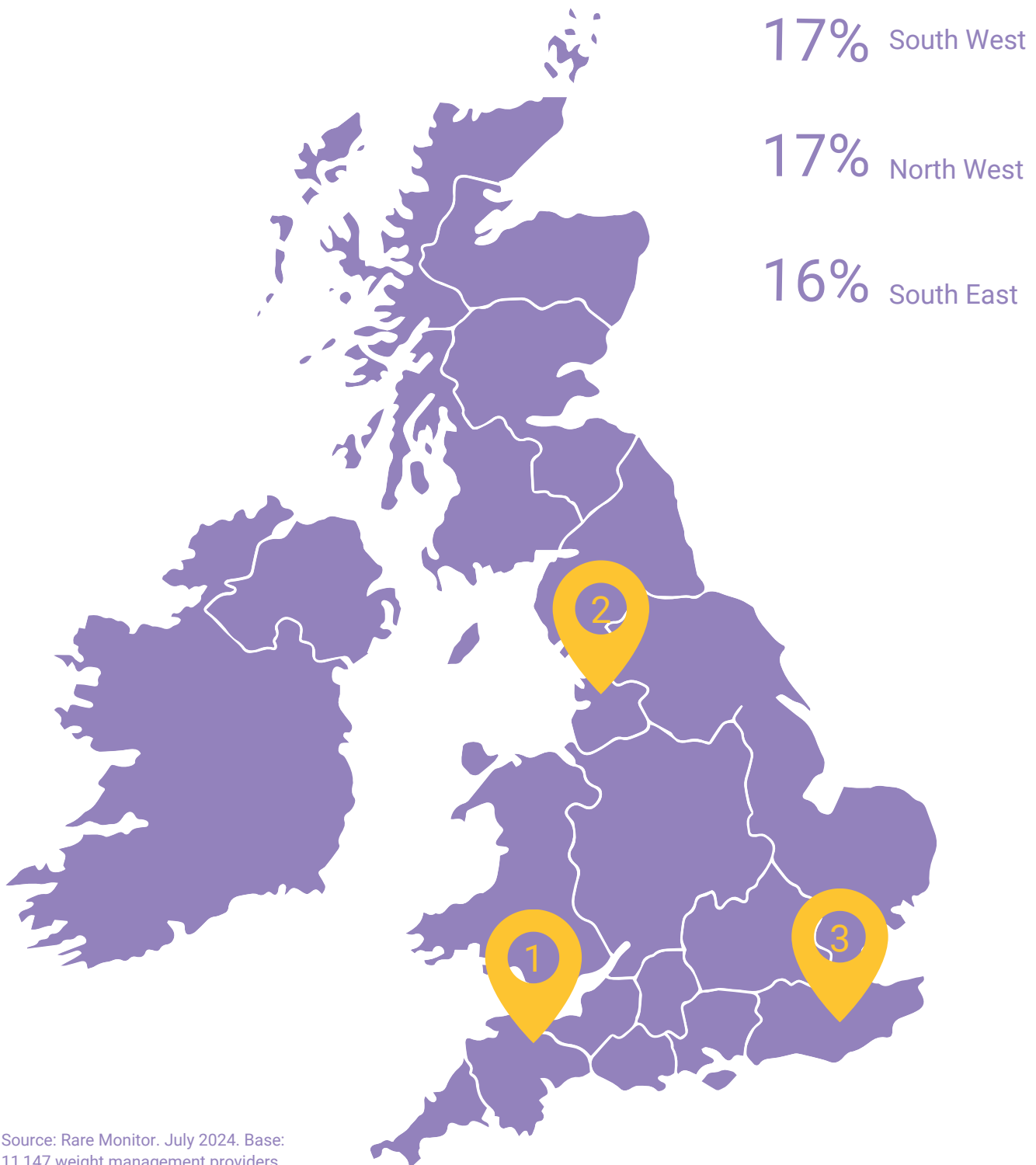
Source: Rare Monitor. July 2024. Base: 4,236 private weight management providers.

OF ALL PRIVATE PROVIDERS OFFERING WEIGHT MANAGEMENT TREATMENT



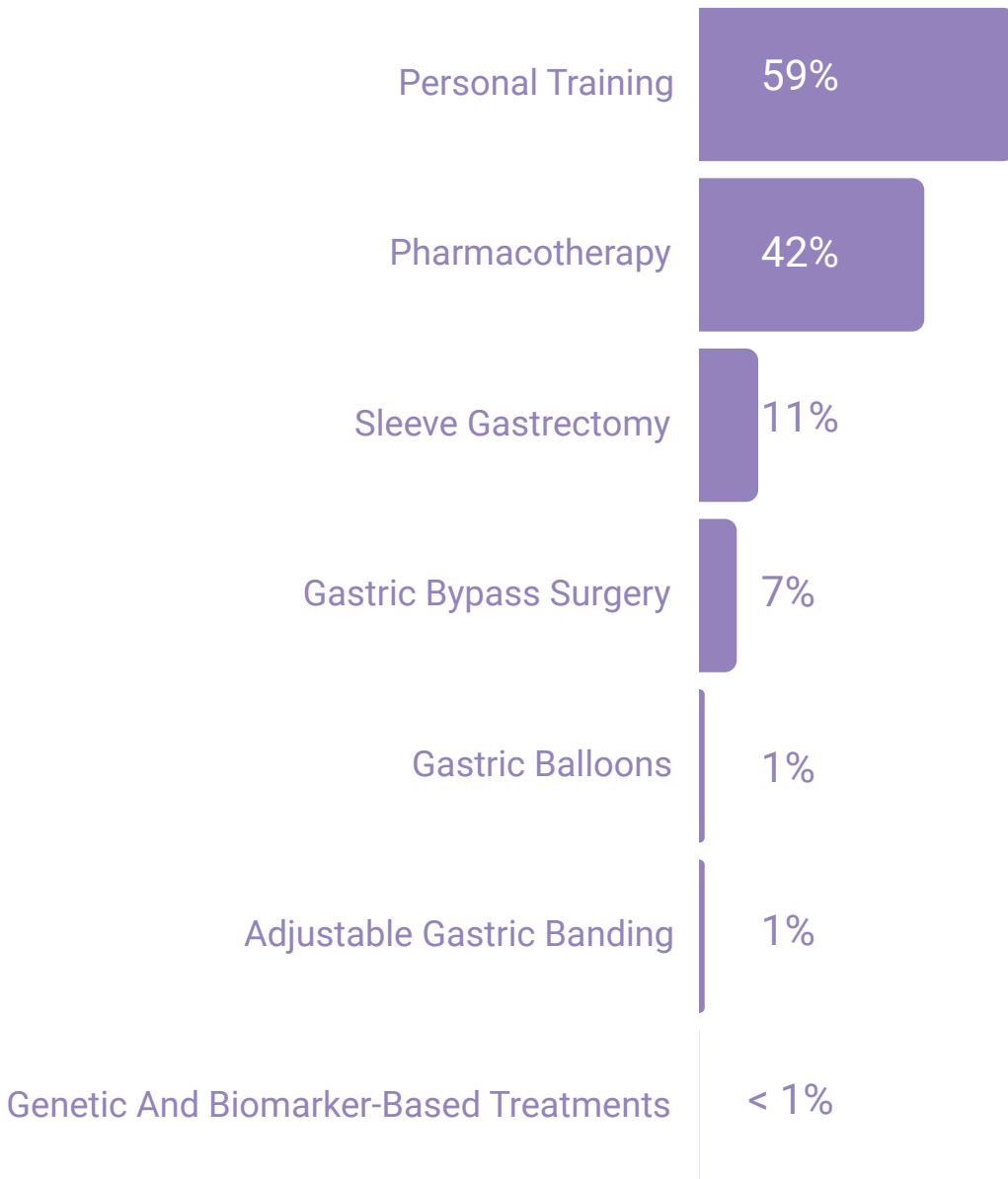
Source: Rare Monitor. July 2024. Base: 10,584 private weight management providers with demographic information.

TOP 3 AREAS WITH HIGHEST DENSITY OF WEIGHT MANAGEMENT PROVIDERS



Source: Rare Monitor. July 2024. Base: 11,147 weight management providers.

TREATMENTS MENTIONED BY PRIVATE WEIGHT MANAGEMENT PROVIDERS*



*As mentioned on their website

Source: Rare Monitor. July 2024. Base: 11,147 private weight management providers.



13%

OF THE TOTAL PRIVATE WEIGHT MANAGEMENT MARKET IS OWNED BY 5 PROVIDERS



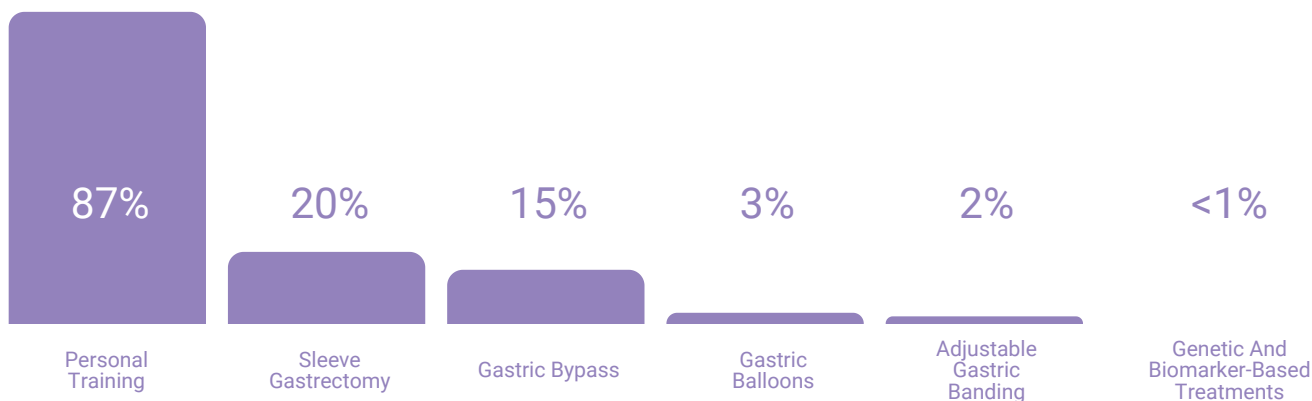
...ARE BASED IN URBAN LOCATIONS



...ARE BASED IN AREAS OF HIGH POPULATION DENSITY

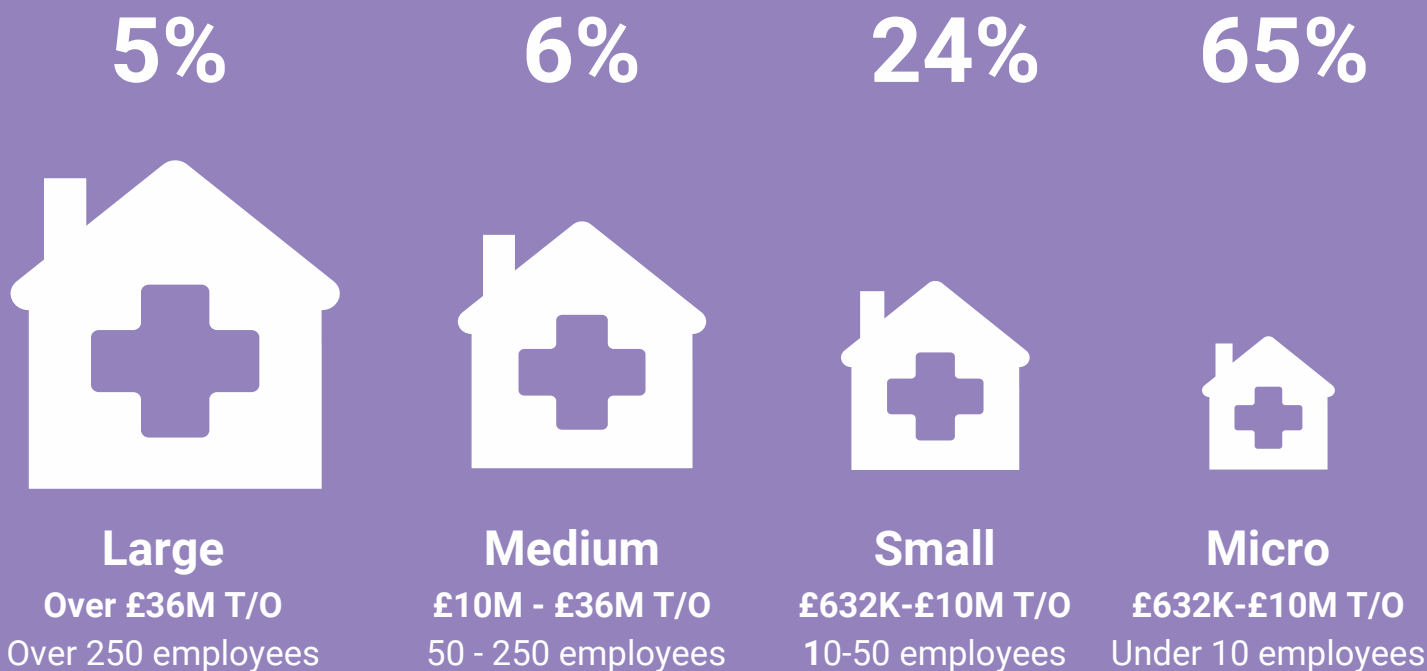
Source: Rare Monitor. July 2024. Base: 11,147 private weight management providers.

THOSE OFFERING PHARMACOTHERAPY, ALSO OFFER



TREATMENT REPERTOIRE FOR PRIVATE WEIGHT MANAGEMENT PROVIDERS

PRIVATE WEIGHT MANAGEMENT PROVIDERS BY SIZE



Source: Rare Monitor. July 2024. Base: 3,946 unique private weight management providers with known company size.



Thanks

Rare:[group]

hello@rare.consulting | www.rare.consulting | 020 7859 4627